

Elmer Thienes-Mary Hall Elementary School

Website:

<http://www.marlborough.k12.ct.us>

Phone: 860-295-6220

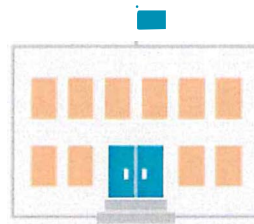
Printable Reports
(PPRs)

Next Generation
Accountability Report

447 students



Grades: **PK-6**




\$18,255 per pupil

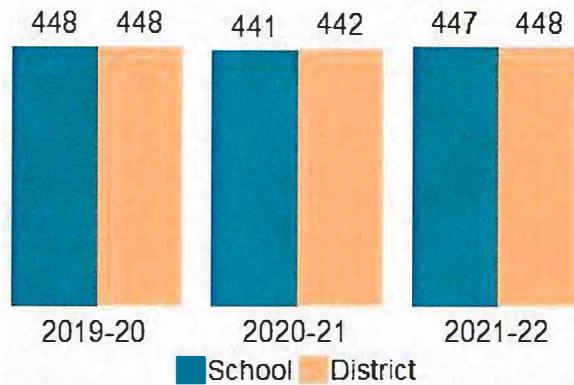
New in 2020!



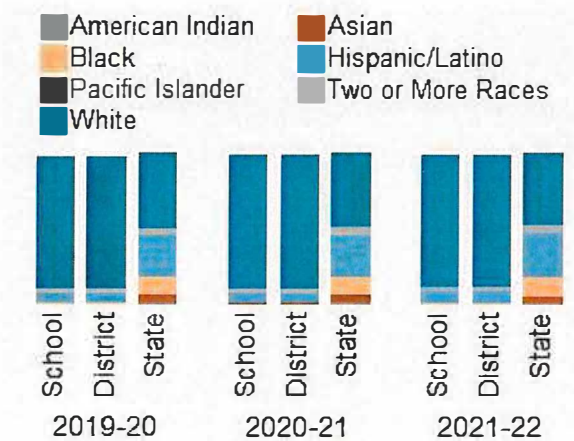
44.4 certified
staff
FT



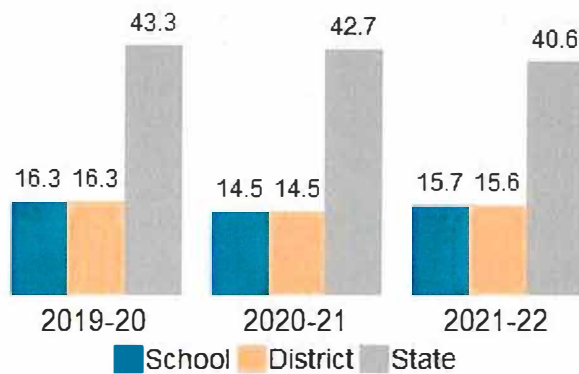
School/District Enrollment (i)



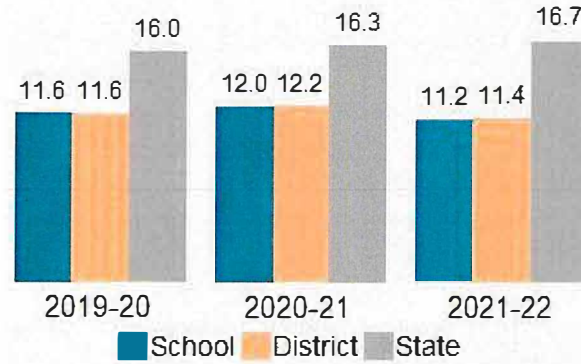
Percentage of Enrollment by Race/Ethnicity (i)



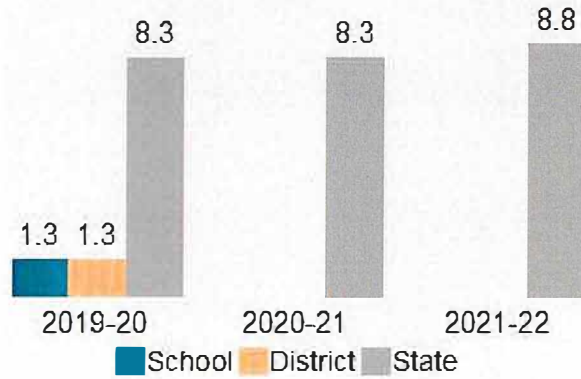
Percentage Eligible for Free/Reduced Price Meals (i)



Percentage Students with Disabilities ⓘ

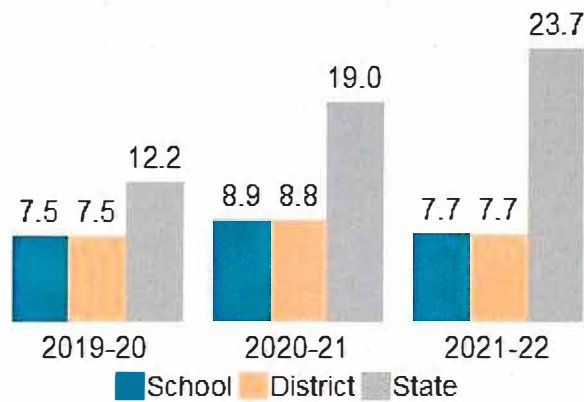


Percentage English Learners ⓘ

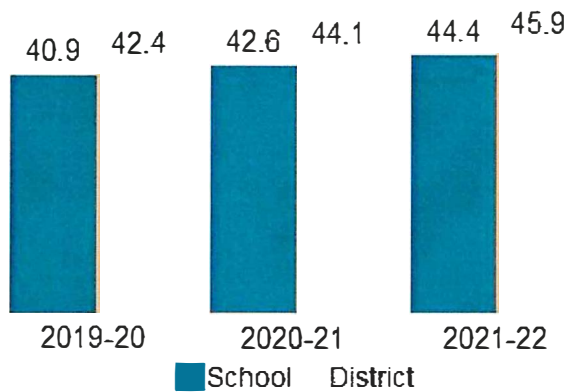


Percentage of Students Chronically Absent ⓘ ⓘ

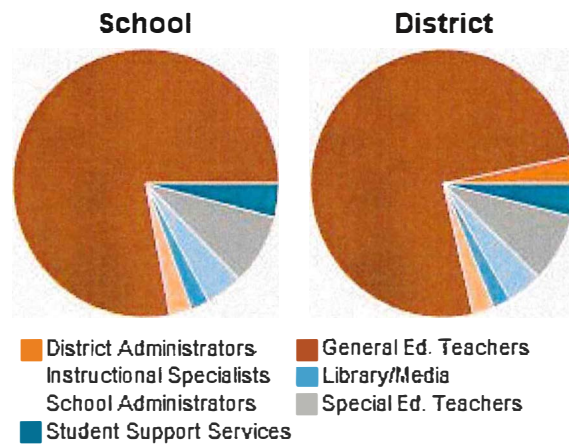
Target: <=5



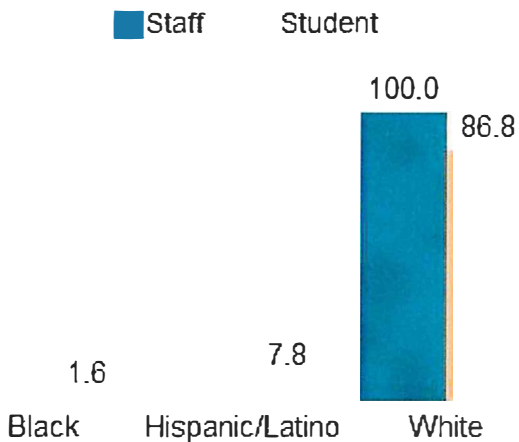
Certified Staff Full-Time Equivalent (FTE) ⓘ



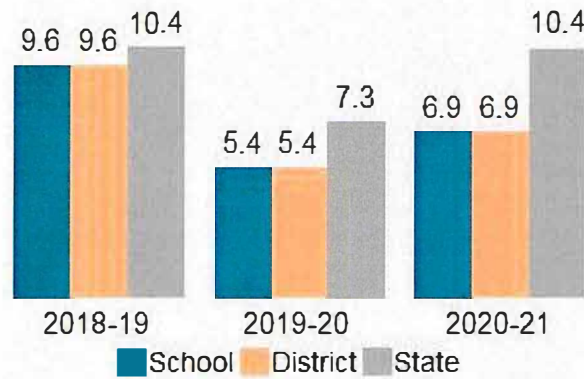
FTE by Assignment Category, 2021-22 ⓘ



Percentage by Race/Ethnicity, 2021-22 ⓘ

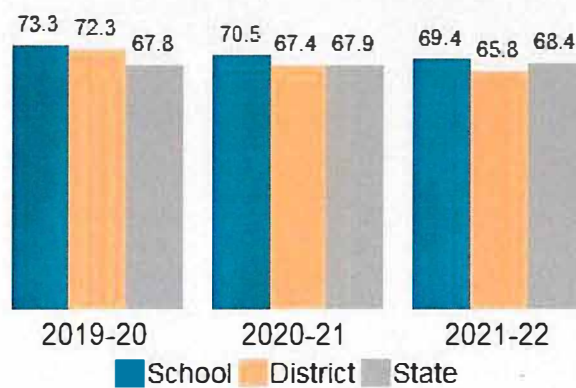


Classroom Teacher Attendance (Average FTE Days Absent) ⓘ

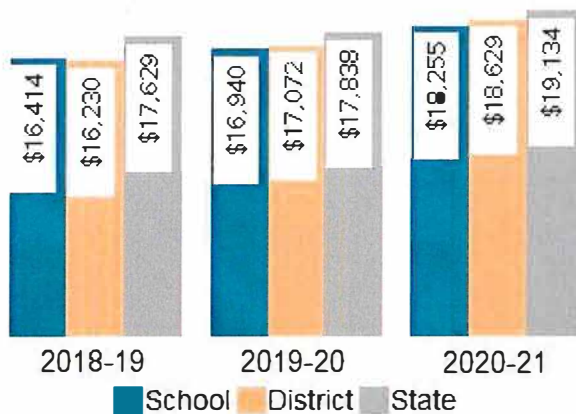


- Instruction/Resources

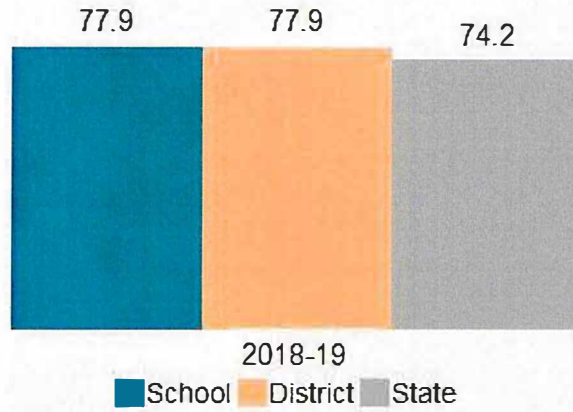
Time with Nondisabled Peers ⓘ



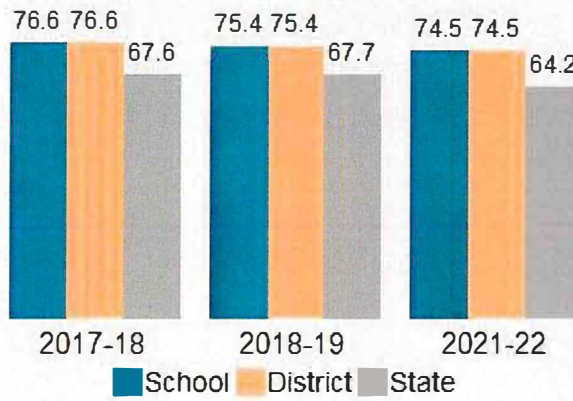
Per Pupil Expenditures ⓘ



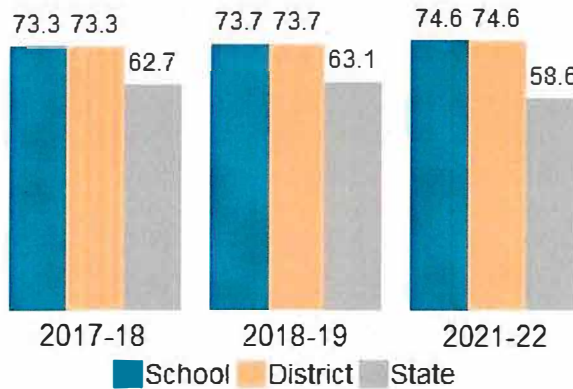
Next Generation Accountability Index ⓘ 🔍



School Performance Index (SPI), ELA ⓘ 🔍 Target: 75

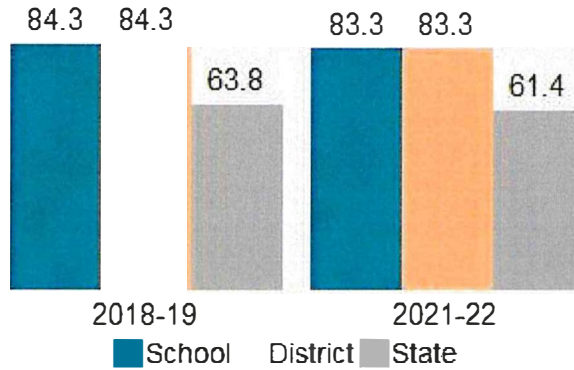


School Performance Index (SPI), Math ⓘ 🔍 Target: 75



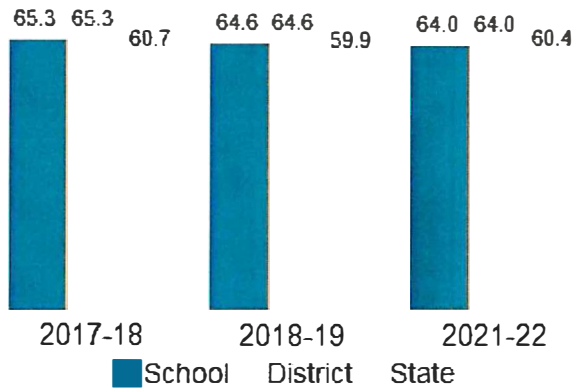
School Performance Index (SPI), Science ⓘ 🔍

Target: 75



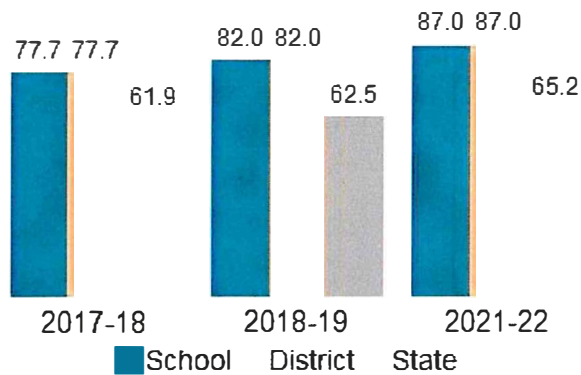
Smarter Balanced Growth, ELA ⓘ 🔍

Target: 100

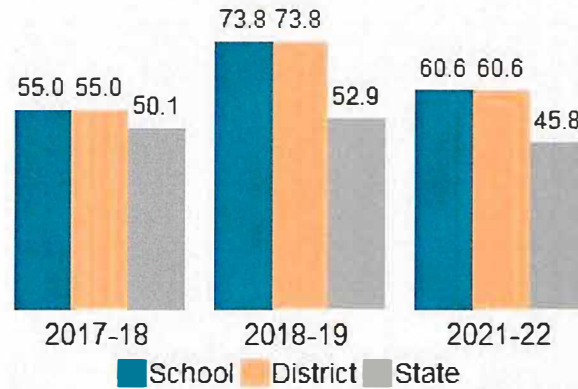


Smarter Balanced Growth, Math ⓘ 🔍

Target: 100



Percentage of Students Reaching Fitness Standard ⓘ 🔄 Target: 75



List of Districts/Schools Receiving Federal School Improvement (Sec. 1003) Funds (.pdf)

As required under ESEA section 1111(h)(1)(C)(viii), Civil Rights Data Collection (CRDC) data are available here.

For a comparison of Connecticut's performance to that of national public school students, see NAEP results here.

Please note that some district/school data may not be displayed because data are unavailable or have been suppressed to protect student confidentiality. Click chart or chart title to view detailed data.



Comments, Questions, Concerns? Contact Us